A1

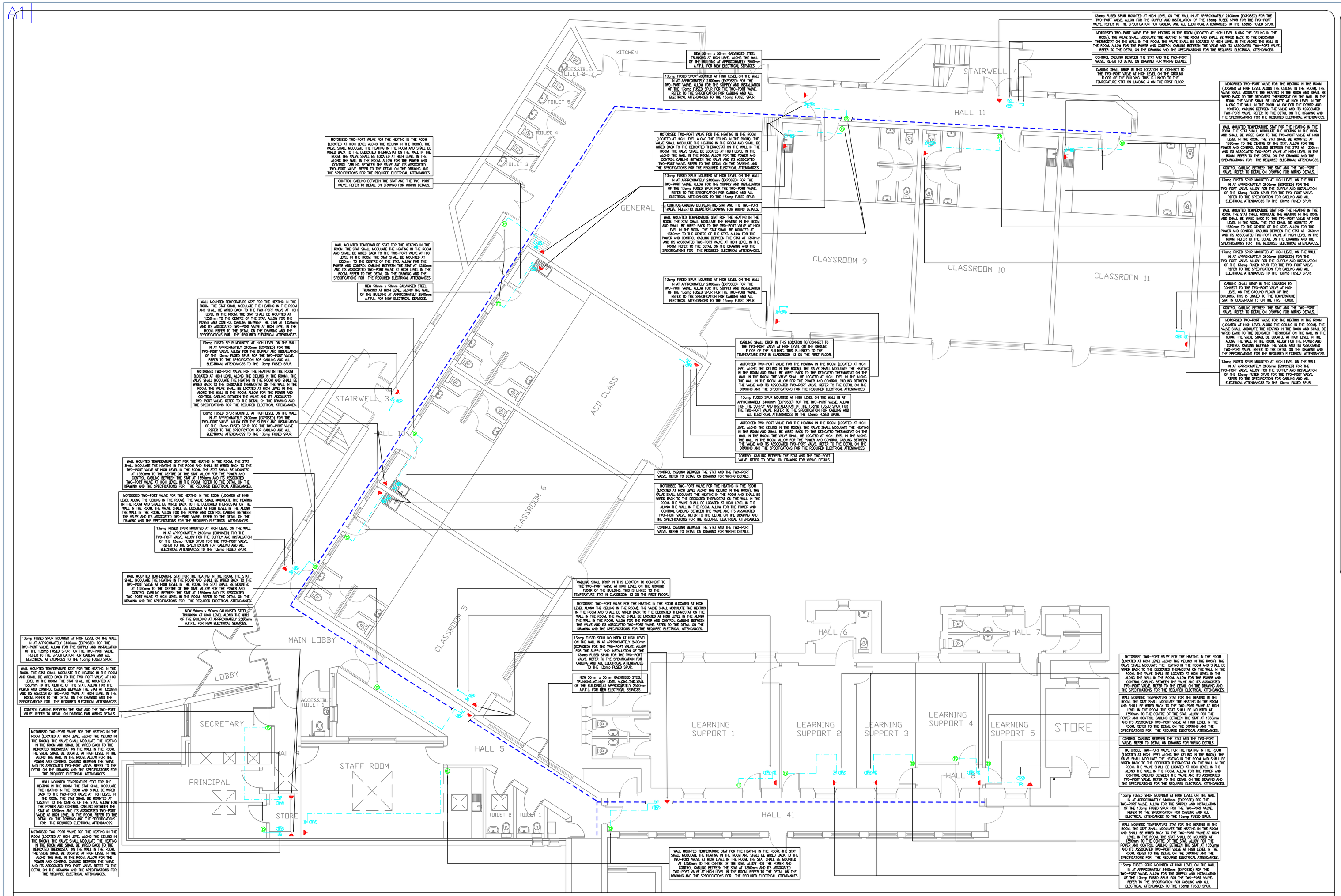

ELECTRICAL WORKS TO BE CARRIED IN 'AREA A' OF THE EXISTING SCHOOL BUILDING (SCALE 1:100)

GENERAL NOTES:

1. THIS DRAWING IS TO BE READ IN CONJUNCTION WITH ALL MECHANICAL, ELECTRICAL, ARCHITECTURAL AND STRUCTURAL DRAWINGS & SPECIFICATIONS.

2. THE CONTRACTOR SHALL CO-ORDINATE FULLY WITH ALL OTHER TRADES BEFORE COMMENCING WORK. THE CONTRACTOR SHALL BE RESPONSIBLE FOR ALL NECESSARY RESOURCES FOR THE SUCCESSFUL CO-ORDINATION OF THE WORKS. THE CONTRACTOR SHALL ALLOW FOR CO-ORDINATING THE MECHANICAL INSTALLATION WITH THE ELECTRICAL CONTRACTOR ON SITE. EXTRA COSTS INCURRED DUE TO THE CO-ORDINATION EXERCISE NOT BEING COMPLETED WILL NOT BE ACCEPTED BY THE ENGINEER.

3. DO NOT SCALE THIS DRAWING. ALL DIMENSIONS TO BE TAKEN ON SITE.

4. EXACT LOCATIONS OF ALL SERVICES TO BE AGREED ON SITE. FINAL LOCATIONS OF ALL SERVICES TO BE CO-ORDINATED ON SITE WITH FIXED FURNITURE LAYOUTS.

5. THE CONTRACTOR SHALL ALLOW FOR ALL DECOMMISSIONING WORKS AS IDENTIFIED ON THE DRAWINGS AND IN THE SPECIFICATIONS.

6. THE CONTRACTOR SHALL BE RESPONSIBLE TO IDENTIFY SUITABLE FINAL ROUTES FOR PIPEWORK ROUTES. ROUTES THAT ARE INDICATED ON THE DRAWING ARE ONLY INDICATIVE.

7. THE CONTRACTOR SHALL BE RESPONSIBLE FOR ALL MECHANICAL WORKS, ELECTRICAL WORKS, BUILDERS WORKS, BUILDING FINISHES, ETC. AS IDENTIFIED ON THE DRAWINGS AND IN THE SPECIFICATIONS.

8. THE CONTRACTOR SHALL BE RESPONSIBLE FOR ALL ELECTRICAL WORKS AND SHALL EMPLOY A SUITABLY QUALIFIED ELECTRICAL TO CARRY OUT ALL THE ASSOCIATED ELECTRICAL WORKS.

9. THE CONTRACTOR SHALL BE RESPONSIBLE FOR ALL BUILDERS WORKS AND SHALL EMPLOY A SUITABLY QUALIFIED BUILDING CONTRACTOR TO CARRY OUT ALL THE ASSOCIATED BUILDERS WORKS.

10. THE CONTRACTOR SHALL ALLOW FOR ALL NECESSARY LABOUR, MATERIALS AND ATTENDANCES IN COMPLETING ALL THE MECHANICAL WORKS AS INDICATED ON THE DRAWINGS AND SPECIFICATIONS

ELECTRICAL WORKS NOTES:

11. THE CONTRACTOR SHALL BE RESPONSIBLE FOR ALL ELECTRICAL WORKS AS IDENTIFIED ON THE DRAWINGS AND IN THE SPECIFICATIONS. THE CONTRACTOR SHALL EMPLOY A SUITABLY QUALIFIED ELECTRICAL CONTRACTOR TO CARRY OUT ALL THE ASSOCIATED ELECTRICAL WORKS.

12. THE CONTRACTOR SHALL ALLOW FOR ALL NECESSARY CABLE CONTAINMENT, TRUNKING, TRAY, CONDUITS, ETC. FOR THE COMPLETE ELECTRICAL INSTALLATION. ALL ELECTRICAL CABLE CONTAINMENT SHALL BE INSTALLED IN GALVINISED STEEL METAL WHICH INCLUDES ALL CONDUIT DROPS.

13. THE CONTRACTOR SHALL ALLOW FOR THE SUPPLY AND INSTALLATION OF NEW POWER CABLING AND CONTROL CABLING THROUGHOUT THE BUILDING FOR THE NEW MOTORISED TWO-PORT VALVE AND ASSOCIATED THERMOSTAT ARRANGEMENT IN EACH TEACHING SPACE AS INDICATED ON THE DRAWINGS. FINAL LOCATION OF ALL ITEMS SHALL BE AGREED ON SITE WITH THE EMPLOYERS REPRESENTATIVE AND THE CLIENT.

14. THE LOCATION OF THE EXISTING ELECTRICAL BOARDS IN THE BUILDING ARE AS INDICATED ON THE DRAWINGS. THIS EXISTING ELECTRICAL BOARDS SHALL CATER FOR ALL NEW ELECTRICAL ATTENDANCES REQUIRED THROUGHOUT THE BUILDING.

15. REFER TO ALL OTHER DRAWINGS FOR SPECIFIC LOCATIONS OF CONTROL DEVICES AND MECHANICAL EQUIPMENT.

16. THE ELECTRICIAN SHALL ENSURE THAT ALL ELECTRICAL SERVICES FOR THIS PROJECT ARE INSTALLED IN ACCORDANCE WITH THE ETCI REGULATIONS.

17. THE ELECTRICAL CONTRACTOR SHALL ALLOW FOR THE WIRING OF ALL THE TWO-PORT STATS AND ASSOCIATED THERMOSTATS IN THE BUILDING AS INDICATED ON THE DRAWINGS.

18. ALL ELECTRICAL WIRING SHALL BE COMPLETED BY THE CONTRACTOR AS PART OF THIS CONTRACT AS THE CONTRACTOR IS RESPONSIBLE FOR ALL PROVISIONS INCLUDING ELECTRICAL WORKS.

19. THE CONTRACTOR SHALL ENSURE THAT ALL ELECTRICAL SERVICES FOR THIS PROJECT ARE INSTALLED IN ACCORDANCE WITH THE ETCI REGULATIONS.

20. CABLE CONTAINMENT SHALL BE INSTALLED IN THE BUILDING AS INDICATED ON THE DRAWINGS. THIS INFORMATION IS INDICATIVE ONLY. THE ELECTRICAL CONTRACTOR SHALL PROVIDE ALL BENDS, TEE'S, AND CROSS-OVERS THAT COMPLY WITH THE CURRENT ETCI STANDARDS. THE CONTRACTOR SHALL BE RESPONSIBLE FOR THE SUPPLY AND INSTALLATION OF ALL TRUNKING AND TRAY TO ENSURE THE PROTECTION OF ALL THE CABLING. ALL TRUNKING AND TRAYS SHALL BE MANUFACTURED FROM GALVINISED STEEL AS SUPPLIED BY UNITRUNK (OR EQUIVALENT).

21. THE CONTRACTOR SHALL NOTE THE PHYSICAL SIZE OF ALL DISTRIBUTION EQUIPMENT. EQUIPMENT SHOWN IS INDICATIVE ONLY. PHYSICAL DIMENSIONS MAY VARY IN ACCORDANCE WITH THE NOMINATED EQUIPMENT VENDOR. THE SUB CONTRACTOR SHALL CONFIRM ALL EQUIPMENT CABLE TRAY/RACK DIMENSIONS BEFORE INSTALLATION.

22. FOR TENDERING PURPOSES, THE CONTRACTOR SHALL ALLOW FOR 300 METER FO 50mm x 50mm TRUNKING TO BE INSTALLED AT HIGH LEVEL ALONG THE CORRIDOR OF THE BUILDING FOR THE ELECTRICAL SERVICES ASSOCIATED WITH THE

BUILDERS WORKS NOTES:

23. THE CONTRACTOR SHALL BE RESPONSIBLE FOR ALL BUILDERS WORKS AND SHALL EMPLOY A SUITABLY QUALIFIED BUILDING CONTRACTOR TO CARRY OUT ALL THE ASSOCIATED BUILDERS WORKS.

24. THE CONTRACTOR SHALL BE RESPONSIBLE FOR ALL BUILDERS WORKS AND BUILDING FINISHES WORKS, ETC. AS IDENTIFIED ON THE DRAWINGS AND IN THE SPECIFICATIONS. THIS INCLUDES ALL OPES, DRILLING, KNOCKING OUT, BUILDING FINISHES WORKS, CEILING FINISHES, ETC.

25. BUILDING FINISHING WORKS ARE ONLY TO BE ALTERED/INSTALLED IN THE AREAS INDICATED ON THE DRAWING. APART FROM THESE WORKS IDENTIFIED, THE EXISTING CEILINGS THROUGHOUT THE AREAS OF THE BUILDING AS INDICATED SHALL BE RETAINED.

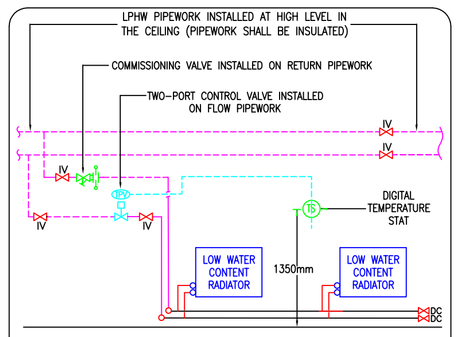

TYPICAL SPACE HEATING PIPEWORK DETAIL FOR ROOM WITH TWO-PORT VALVE AND THERMOSTAT ARRANGEMENT

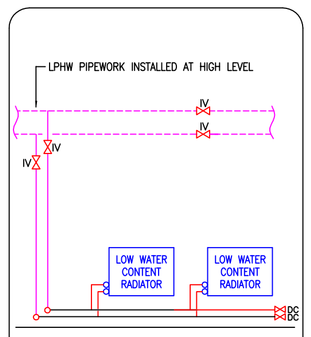

TYPICAL SPACE HEATING PIPEWORK DETAIL FOR CORRIDORS/TOILETS

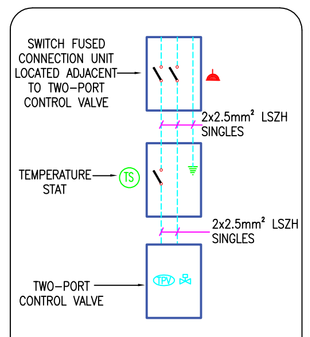

TYPICAL 2-PORT MOTORISED CONTROL VALVE WIRING DETAIL

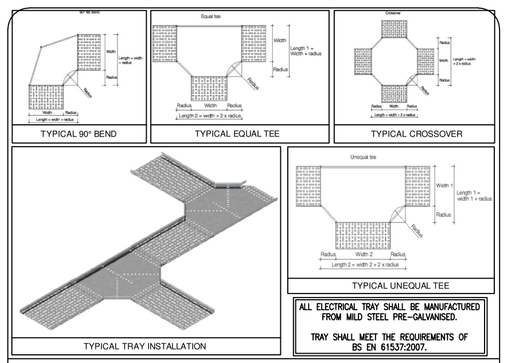

TYPICAL GALVINISED STEEL TRAY CONTAINMENT DETAILS

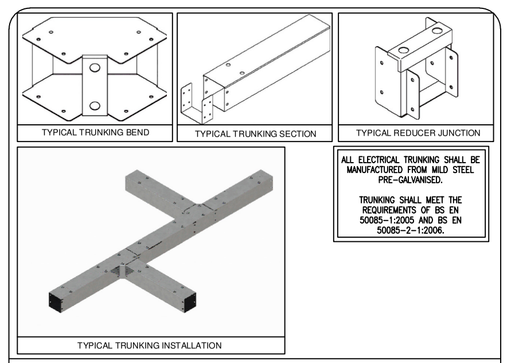

TYPICAL GALVINISED STEEL TRUNKING CONTAINMENT DETAILS

ELECTRICAL ATTENDANCES LEGENDS AND SYMBOLS

TS — NEW WALL MOUNTED TEMPERATURE STAT FOR THE HEATING IN THE ROOM. STAT MOUNTED AT 1350mm ABOVE FINISHED FLOOR LEVEL.

TPV — NEW MOTORISED TWO-PORT VALVE ON THE HEATING PIPEWORK IN A ROOM. THIS VALVE SHALL CONTROL THE HEATING IN THE ROOM AND SHALL BE LINKED AND CONNECTED TO THE WALL MOUNTED THERMOSTAT IN THE ROOM.

NEW 13amp FUSED ELECTRICAL SPUR (SWITCHED) TO BE INSTALLED AT HIGH LEVEL FOR THE NEW MOTORISED TWO-PORT VALVE.

CONTROL WIRING BETWEEN THE THERMOSTAT AND MOTORISED TWO-PORT IN THE ROOM.

NEW 50mm x 50mm GALVINISED STEEL TRUNKING FOR GENERAL SERVICES CABLING INSTALLED AT HIGH LEVEL IN THE CEILING VOID AND SHALL THEREFORE BE HIDDEN FROM VIEW (SEE DRAWING FOR PROPOSED SIZE)

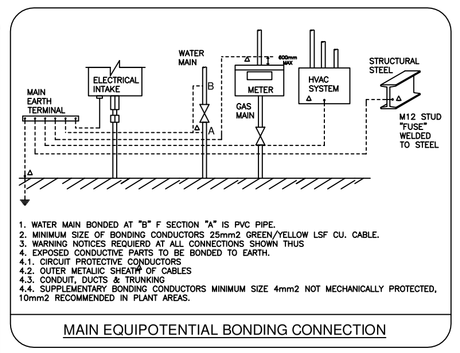

1. WATER MAIN BONDED AT "B" F SECTION "A" IS PVC PIPE.
2. MINIMUM SIZE OF BONDING CONDUCTORS 25mm2 GREEN/YELLOW LSF CU. CABLE.
3. WARNING NOTICES REQUIERD AT ALL CONNECTIONS SHOWN THUS
4. EXPOSED CONDUCTIVE PARTS TO BE BONDED TO EARTH.
4.1. CIRCUIT PROTECTIVE CONDUCTORS
4.2. OUTER METALLIC SHEATH OF CABLES
4.3. CONDUIT, DUCTS & TRUNKING
4.4. SUPPLEMENTARY BONDING CONDUCTORS MINIMUM SIZE 4mm2 NOT MECHANICALLY PROTECTED, 10mm2 RECOMMENDED IN PLANT AREAS.

MAIN EQUIPOTENTIAL BONDING CONNECTION

REV	DATE	PREPARED BY/PROJECT ENGINEER	QUALITY CHECK BY:
T1	17.08.26	J. O'SULLIVAN	G. BENNDORF

M&E CONSULTANT

GALILEO ENERGY SERVICES
UNIT A6, M4 BUSINESS PARK,
CELBRIDGE, CO. KILDARE.
Tel: 01-6274103
www.galileoenergy.ie

Copyright©

Drawing Status
TENDER

Job Title
ST. MARY'S JUNIOR SCHOOL
BLESSINGTON,
CO. WICKLOW.
Y14 YN98.

Drawing Title
ELECTRICAL ATTENDANCES TO 'AREA A' OF THE EXISTING THE EXISTING SCHOOL BUILDING.

Architect

Drawing No:
61(E001)

Job No.	Drawn by:	Scale:	Rev.
26-052	J.O'S	1:100 on A1	T1